

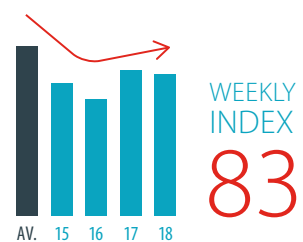
Logistics Barometer

The effect of COVID-19 on logistic activities



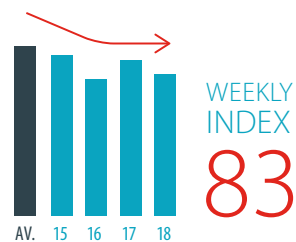
8 May 2020 | Base Logistics keeps a close eye on the logistical situation in Europe, whereby we can draw on the large amount of data that our own logistics application Klairy provides us. Our Logistics Barometer is our interpretation of these figures and is published weekly.

In our first Logistics Barometer we zoomed in on the activities in Italy, Austria and France. In the meantime, these countries have responded in their own ways to the COVID-19 outbreak. Therefore, we are diving into the situation in each of these countries this week, to see the effects of the measures on the local logistical situations.



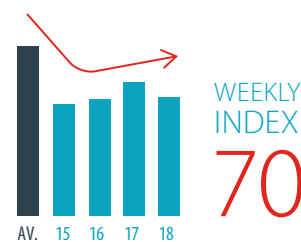
Italy

Italy was the first country in Europe to initiate a lockdown, after the coronavirus spread through the country – and beyond – rapidly. Italy initiated its nationwide lockdown on 10 March 2020 and has since found its way up again. Although most COVID-19-related suspensions have been lifted, the country is now facing nationwide industry protests. This may affect the index once again in the weeks ahead.



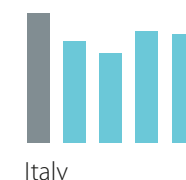
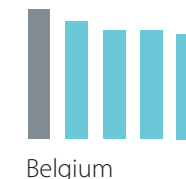
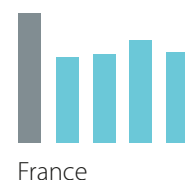
Austria

Austria has been in lockdown since 17 March 2020, also closing its borders for import and export for two weeks. This led to a dramatic drop in logistics activity from that date. Starting 1 April, suspensions were lifted again. Currently, there are hardly any logistical restrictions anymore in Austria, and the index is just above the European average.



France

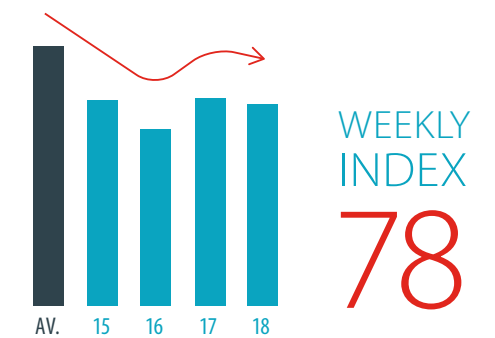
The first European corona case was registered in France mid-January 2020, but the country did not initiate a complete lockdown until 17 March 2020. Most logistics services have since been resumed, although there are still restrictions for activities on Saturday. After a brief peak of the index, it is now still far behind compared to the European numbers.



■ AV = Weekly average level of activities (weeks 2-7 2020, N=70,265).
 ■ 15-18 = Weekly index (week 15-18) based on weekly average.

Copyright 2020 Baselogistics.com

Trends in Europe



The stats shown zoom into logistic activities of the Netherlands and its top 12 largest business partners. In over 40% of the countries in Europe there was a slight decline in activities. This may partially have been caused by 1 May being a public holiday for many countries. All in all, the European index is relatively stable.

Klairy Clarifies more... Data is extracted from Klairy, the smart logistics application developed by Base Logistics. Through Klairy, Base Logistics collects valuable logistics data from across the globe every day.