

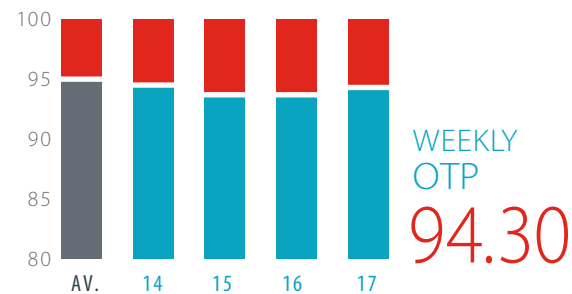
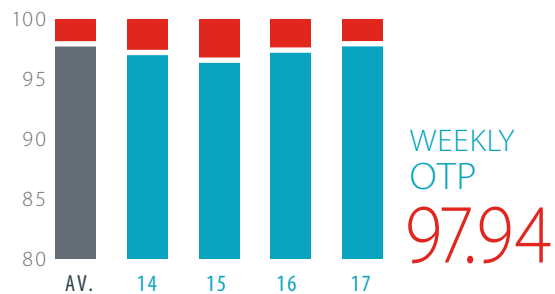
Logistics Barometer

The effect of COVID-19 on logistic activities



1 May 2020 | Base Logistics keeps a close eye on the logistical situation in Europe, whereby we can draw on the large amount of data that our own logistics application Klairy provides us. Our Logistics Barometer is our interpretation of these figures and is published weekly.

During the first weeks of the COVID-19 outbreak, in many countries transport services were suspended. Recently, we have been seeing an increasing amount of countries in which services are lifted again. Naturally, this influences the On Time Performance of courier companies. Therefore, we are zooming in on the On Time Performance of express delivery specialists this week.



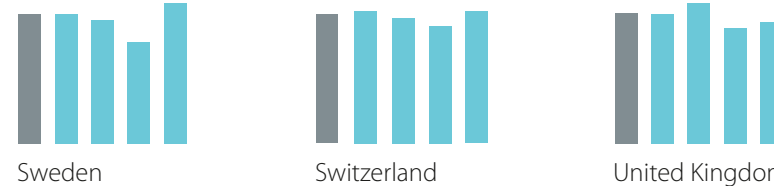
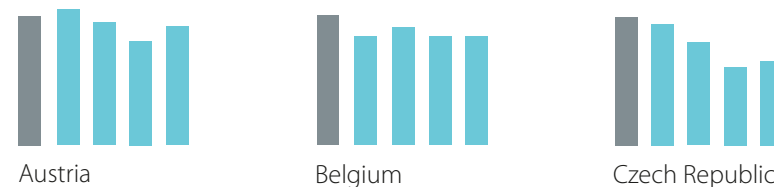
■ AV = Average On Time Performance (weeks 2-7 2020, N=50,613).
 ■ 14-17 = Weekly On Time Performance (week 14-17).

Overall performance

The On Time Performance (OTP) measures the ability of transport companies to deliver goods. We have distilled the On Time Performance data from shipments delivered by DHL Express, DPD, FedEx, TNT and UPS. Our data shows that the OTP scores declined during the start of the COVID-19 outbreak. However, looking at all service levels, the OTP performance is now as high as it was in weeks 2 through 7 of 2020.

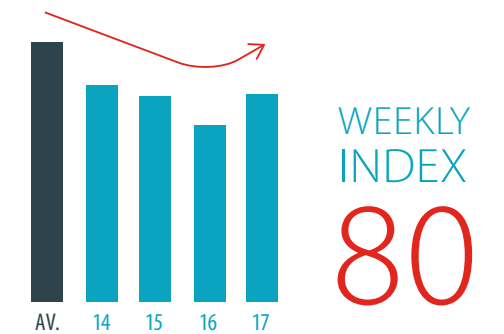
Express shipments

While goods shipped based on 'Economy' service can take up to 5 working days until delivery, express shipments regularly only take 1 to 3 days. In general, the percentage of express shipments delivered on time is about 3 percent lower than the overall average. Although the overall performance was basically 'back to normal' this week, the OTP for express shipments is still relatively low.



■ AV = Weekly average level of activities (weeks 2-7 2020, N=70,265).
 ■ 14-17 = Weekly index (week 14-17) based on weekly average.

Trends in Europe



The stats shown zoom into logistic activities of the Netherlands and its top 12 largest business partners. In 91% of the countries in Europe there was an increase of activities. Thanks to this growth, the index of 8 countries is now higher than the average of activities earlier this year.

Klairy Clarifies more... Data is extracted from Klairy, the smart logistics application developed by Base Logistics. Through Klairy, Base Logistics collects valuable logistics data from across the globe every day.