

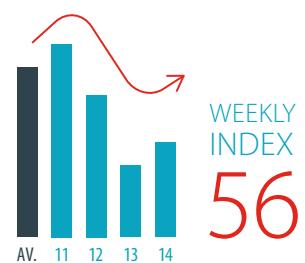
Logistics Barometer

The effect of COVID-19 on logistic activities



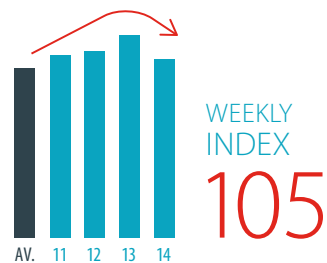
10 April 2020 | The news about the COVID-19 virus keeps coming towards us. Statistics on its spread follow each other at a rapid pace. But it remains deafeningly silent when it comes to the logistical situation.

Base Logistics keeps a close eye on the logistics situation per country, whereby we can draw on the large amount of data that our own logistics application Klairy provides us. As of today, Base Logistics will weekly publish a Logistics Barometer based on these figures, with which we want to provide insight into logistics developments in Europe.



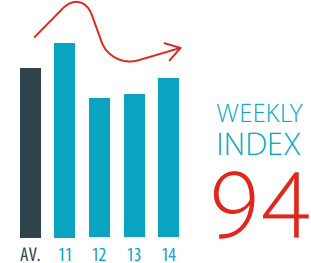
Italy

Italy was the first country in Europe to initiate a lockdown, after the coronavirus spread through the country – and beyond – rapidly. Italy has been in a nationwide lockdown since 10 March 2020, explaining the fall in logistical activities. Today, we are seeing a slowly increasing level of activity, as more and more regions are opening up for logistics.



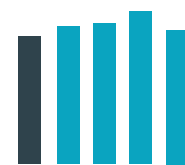
Austria

Austria has been in lockdown since 17 March 2020, which also included border controls for traffic entering the nation. However, the logistical activity only dropped in the most recent week. Although an increasing number of regions is being re-opened since 1 April, the level of logistics activity has dropped.

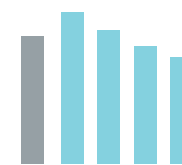


France

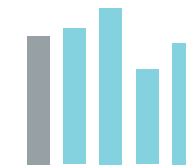
Although the first European corona case was registered in France mid-January 2020, the country did not initiate a complete lockdown until 17 March 2020. Logistical activity showed a significant drop in that week, but we are seeing an increase in the weeks that followed.



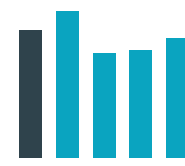
Austria



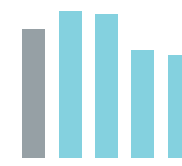
Belgium



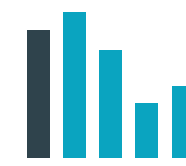
Czech Republic



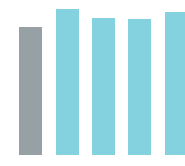
France



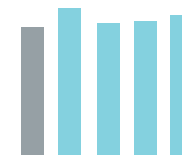
Germany



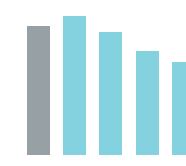
Italy



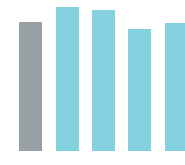
Netherlands



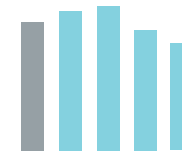
Poland



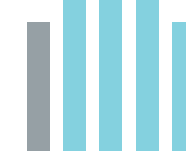
Spain



Sweden



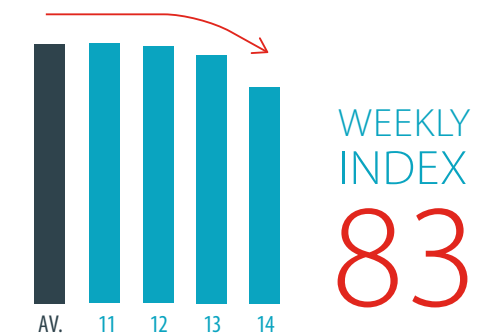
Switzerland



United Kingdom

■ Weekly average level of activities (weeks 2-7 2020, N=70,265).
■ Weekly index (9 March - 5 April 2020) based on weekly average.

Trends in Europe



The stats shown zoom into logistic activities of the Netherlands and its top 12 largest business partners. Looking at Europe as a whole, an increasing number of countries is struggling with the effects of the coronavirus and government-issued measures. Only 30% of the European Countries are showing a cautious recovery of the level of logistic activities. In other countries the index has been dropping significantly; more than 20 countries are still showing a total decrease of 20% or more.

Klairy Clarifies more... Data is extracted from Klairy, the smart logistics application developed by Base Logistics. Through Klairy, Base Logistics collects valuable logistics data from across the globe every day.